

WELCOME TO THE NEW CLASSIC

PAYSAGE



**OUR NEW WEBSITE
HAS LAUNCHED!**

pg 10

*Happy
New Year!*

JANUARY 2018

TABLE OF CONTENTS

03

Store News:
A Note from Paysage

04

Design & Décor
How to Declutter your
Decor for the New Year

05

A New Hue:
Ultra Violet

06

On the Hunt:
Luxe for Less

07

Gigi's Kitchen:
How to celebrate with
Champagne in the New Year

08

Book of the Month:
Shannon Bennett's France

09

Vendor Spotlight:
French Handwax Wallpaper

10

Events & Happenings:
New Year, New Website

11

Sneak Peek:
For the Love of Art

STORE NEWS

A Note From Paysage

Happy New Year and thank you for your friendship and loyalty to Paysage.

We are so excited for fresh starts, new opportunities, and, most importantly, unique decor for our homes!

Make this year the year of you!
Redesign or redecorate your home and turn into a place that represents your best self.

Start the year off right and head into Paysage to get started on your home decor!

But first, we welcome you to our **BRAND NEW** website!

Purchase your favorite Paysage products or gift cards straight from our website! Check out our past and current newsletters, features in Salt Magazine, and all of our wonderful services to help you in furnishing your home!

DESIGN & DECOR

How to Declutter your Decor for the New Year



STEPS TO DECLUTTER YOUR HOME

1. Start with one room or one zone in that room. It's easier to focus on one thing at one time, versus many different rooms at different times.
2. When you are cleaning your bedroom, first make your bed. Did you know that your room will look ten times more cleaner when your bed is made?!
3. Keep in mind that there is nothing wrong in saying goodbye to something that you have liked but has now reached its end. If it is still in good condition, pass it along to someone else!

“The first step in crafting the life you want is to get rid of everything you don’t.”
— Joshua Becker

Everyone knows that the new year is the time that people start to rid themselves of things they don't use anymore in order to make room for all the new items.

But sometimes finding the place to start can be a tad difficult. Which is why we have come up with a list to help you begin your de-cluttering your home and make room for the new!



A NEW HUE

Ultra Violet



Pantone's Colors of
Spring 2018
(from New York Fashion Week)

Meadowlark

Cherry Tomato

Little Boy Blue

Chili Oil

Pink Lavender

Blooming Dahlia

Arcadia

Ultraviolet

The new year stands before us, like a chapter in a book, waiting to be written. We can help write that story by setting goals.
- Melody Beattie

Interested in some Paysage products that are Ultra Violet?

Stop in the store and see how to best incorporate this color into your home.

The Fall Filler (pictured above) is \$18
The artwork from Helen Dixon (pictured below) titled "Opening Night" is \$1100


Pantone has announced Ultra Violet as the Color of the Year!

It is described by Pantone as "conveying originality and ingenuity, the magical Ultra Violet is a distinctive and complex purple shade that fascinates and intrigues."

And intrigues us it does! This Pantone Color of the Year is by far the most unique one yet!

You are sure to see this beautiful and vibrant color show up in many of our new arrivals this year!

Even our local artists are using Ultra Violet with the use of turquoise, orange and green colors in their paintings!



ON THE HUNT

Luxe for Less

Living up your home doesn't have to be expensive!

Be surrounded in style with these affordable décor pieces.



Protect your eyes from the sun with our signature Eyebob sunglasses, \$125. If you are looking for a stylish case pick this one up for \$15



Looking for a storage box to hold your items? The pig with bird storage box from Paysage is only \$97



Decorate your home for the holiday's with the unique tulip bulb with gold snail for \$65

The rose colored Archy Filler, \$25, is great way to brighten up your home. It is also goes so well with Ultra Violet.



GIGI'S KITCHEN

How to celebrate with Champagne in the New Year



Written by Amy Azzarito from Food52

From Winston Churchill to Napoleon Bonaparte to Mark Twain, everyone who was anyone in history seemed to have something to say about Champagne. After all, as Madame de Pompadour once said, "Champagne is the only drink that leaves a woman still beautiful after drinking it." As Louis XV's royal mistress, she knew a thing or two about beauty, and also about Champagne: She was one of Claude Moët's most loyal customers.

Louis XV didn't leave the Champagne drinking to Madame de Pompadour, though. It was quite literally the drink of kings in the 17th century. In these early days of Champagne, it wasn't so much a beverage to be savored, but rather something to slam like a shot of tequila. The Champagne glasses in Louis XV's painting look remarkably like what we call a Champagne coupe -- basically round bowls on stems. But where did that shape originate?

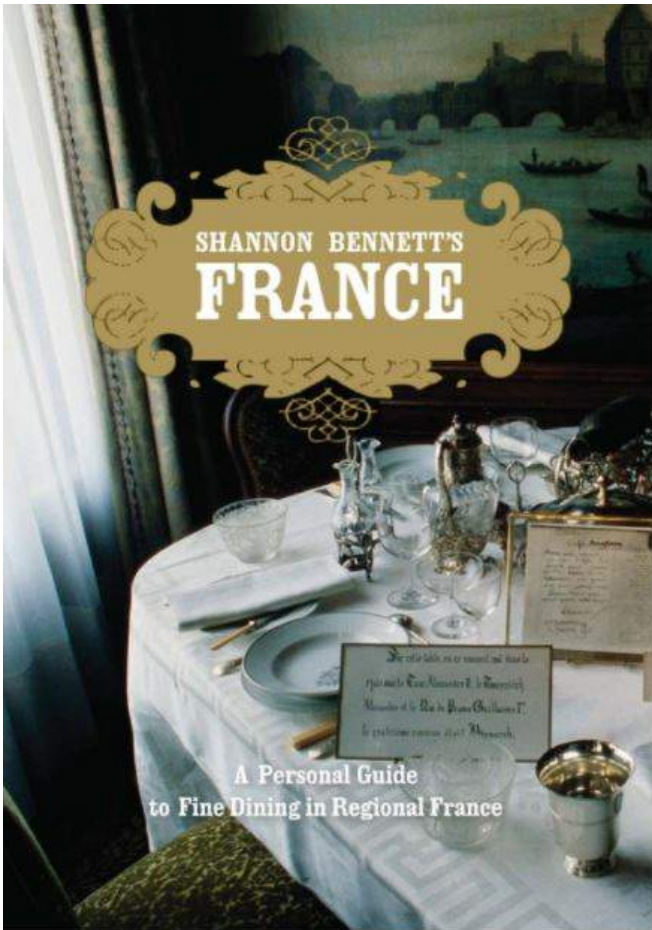
The glass is often thought to be modeled on a breast -- but not just any breast: Rumor has it that the shape was inspired by Marie Antoinette or Madame de Pompadour.

Now, all breast references to the origin of the Champagne coupe are decidedly false: Marie Antoinette didn't even know about the surprise dairy, so how could the cup have modeled from her? But the fact that the rumors persist says something about the perceived sexiness of the coupe. It was, after all, the Champagne vessel of choice for '20s flappers, and Hollywood leading ladies from Marilyn Monroe to Sophia Loren were frequently photographed imbibing from a coupe in their heydays.

As with the best myths, the idea of breast-shaped Champagne coupes has its shares of modern iterations. In 2008, Karl Lagerfeld created a breast-inspired bowl for Dom Pérignon that was tribute to Claudia Schiffer. And to celebrate her 25 years in the fashion industry just last year, Kate Moss lent her left breast to be used as the model for a coupe commissioned by London's 34 Restaurant, sister establishment to The Ivy. The Champagne coupe isn't just sexy, it's also elegant -- which Jackie Kennedy demonstrated when she sipped bubbly from one of the Stork Club in Manhattan for John F. Kennedy's 39th birthday in 1956. Somewhere after the mid-1950's, the Champagne flute began creeping onto the scene; by the '80's and '90's, there was nary a coupe in sight. Flute enthusiasts claimed that the glass was better suited to prolonging the trademark bubbles, sparking a tug-of-war between Champagne glasses that continues today. Some Champagne sophisticated prefer more of a tulip-shaped glass, which does double duty of keeping the bubbles alive longer and also allowing room for your nose to take in the aroma. Lucky for coupe enthusiasts, the classic breast-shape glass persists. Because if you have to worry about your bubbles, make you're just not drinking fast enough.

BOOK OF THE MONTH Shannon Bennett's France

Want to take a trip to France in the New Year?




Interested in traveling in 2018? Be prepared and dine at the finest places by reading this book about fine dining in regional France.

Shannon Bennett, head chef of restaurant Vue de monde in Melbourne, shares different cities, restaurants, and hotels that are worth the visit in France.

It's the perfect thing to read for the New Year!

It is available at Paysage for \$45!



VENDOR SPOTLIGHT

French Handwax Wallpaper



*"Life begins at the end of your comfort zone."
- Neale Donald Walsh*

All things are new for the New Year at Paysage. Our spotlight of the month is: *French Handwax Wallpaper.*

This french artist creates this colorful and wonderful wallpaper through inspiration from travel, combined with graphic and contemporary atmospheres.

If you are looking to incorporate French design into your home in 2018, look no further than this wallpaper.

It is sure to grab the attention of all of your house guests and make a statement.

French wax wallpaper is the new way to dress your walls! You can get this unique wallpaper exclusively at Paysage.

Bring in the New Year with some of the most eye-catching and striking Paysage wallpaper!

Great in bathrooms, hallways, and powder rooms for an accent wall.

Check it out in-store today!



EVENTS & HAPPENINGS

New Year, New Website



*Your success and happiness lies in you.
Resolve to keep happy, and your joy and you shall form an invincible host
against difficulties.
- Helen Keller*

New Year means starting new. Let's start anew with your home decor.

Every day, Paysage opens our store doors to new items. Now our doors are always open online!

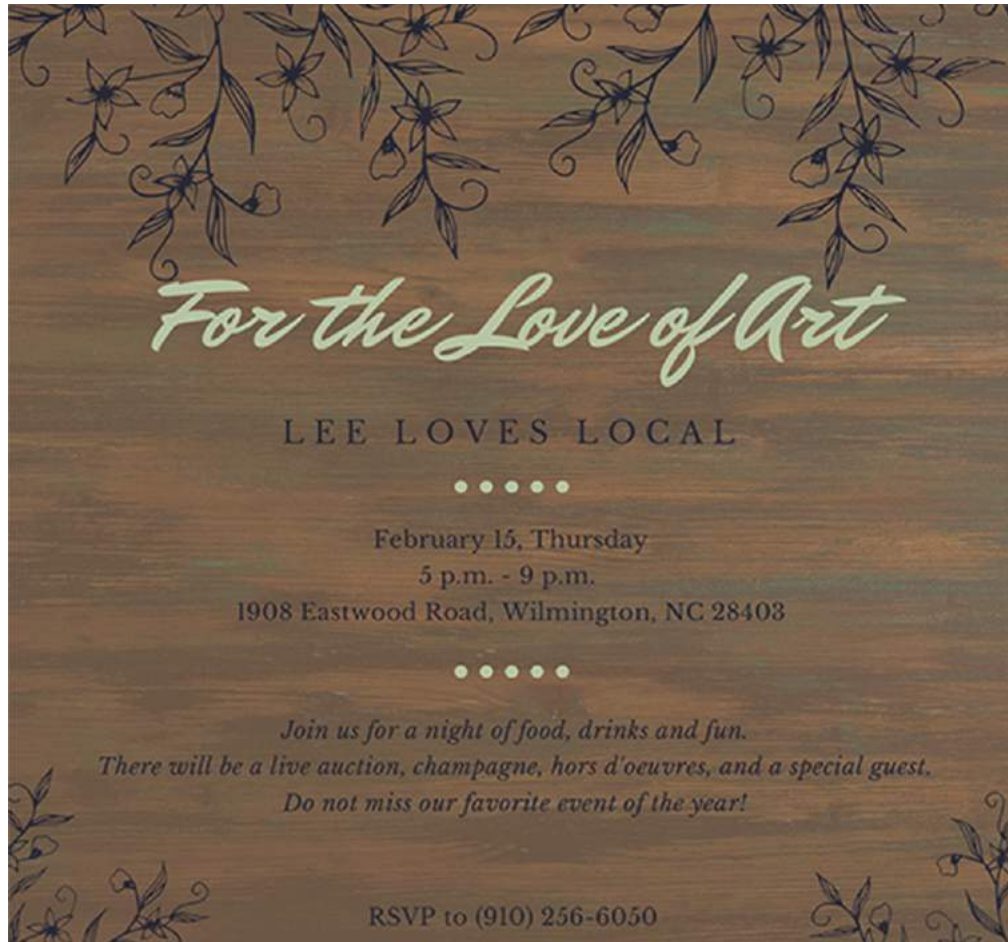
Shop these new items conveniently from your own home!

One of our new arrivals that we could not be more excited about is our NEW website.

This website features shopping from our collection of products we have purchased to picking what design service will best suit you!

SNEAK PEEK

For the Love of Art



We are excited to announce
our third annual
For the Love of Art!

For our third year, we will be
hosting a live auction with
hors d'oeuvres and drinks.

Also, we will be having a very
special guest in attendance.

For the Love of Art is our Lee
Loves Local event that we
put on to support local
business and promote buying
local.

By shopping local you will
know the people behind the
product, keep the community
unique, and receive a more
personalized shopping
experience.

Don't miss the Paysage event
of the year!

*Commitment to the environment has been their
priority since 1969, so it's no surprise that Lee
Industries offers innovative, bio-based upholstery
as the standard. See their stylish leather-
upholstered furniture and new outdoor line.*

- LEE Industries.com

TIPS ON HOW TO POST ON INSTAGRAM

Never miss another Paysage photo contest again!

Read below on how to post on Instagram so that you can stay up-to-date with all projects and new arrivals from Paysage.*

How do I post on Instagram?

To upload a photo or take a new one, first tap at the bottom of the screen:

To upload a photo from your phone's library, tap Library at the bottom of the screen and select the photo you'd like to share.

To take a new photo, tap Photo at the bottom of the screen then tap . You can tap to switch between front and rear-facing cameras and to adjust flash.

Once you've taken or uploaded a photo, you can add effects or filters, a caption and your location before posting. You can also post a video.

Note: You can't take or upload photos from a desktop computer.

**These tips are provided by Instagram.*

How do I tag people on Instagram?

You can tag people as you're sharing a photo or to an existing photo. There isn't a way to tag people in videos.

To tag people as you're posting a photo:

After you've selected a photo and added effects and filters, tap Tag People from the Share screen. Tap on someone in the photo.

Start entering their name or username and select them from the dropdown menu. If you don't see the person you're looking for, tap Search for a person. To add people to a photo you've already uploaded:

Go to the photo.
Tap (iPhone) or (Android) above the photo.
Tap Tag People.