

PAYSAGE

WELCOME TO THE NEW CLASSIC HOME DÉCOR & DESIGN

FEBRUARY 2018



Check out our
NEW
Website!

TABLE OF CONTENTS

03

Store News:
A Note from Paysage

04

Design & Decor:
4 Design Tricks To Bring Loving
Energy Into Your Home

05

A New Hue:
Pink Lavender

06

On the Hunt:
Luxe for Less

07

Gigi's Kitchen:
Crab Cakes

08

Book of the Month:
Been There Shot That

09

Vendor Spotlight:
Lee Industries

10

Events & Happenings:
For the Love of Art

11

Sneak Peek:
Welcome Home Angel

STORE NEWS

A Note From Paysage

We can't help but feel the love!

FOR THE LOVE OF ART

February is all things love at Paysage. This month we are hosting our third annual For the Love of Art. This event - done in partnership with Lee Loves Local - supports shopping from local businesses. There will be a silent auction, food, drinks and a little magic!

You will not want to miss one of our favorite events of the year!

Our newsletter this month is all about L.O.V.E!
Fall in love with your kitchen, dining room, bedroom, foyer and entire home.

DESIGN & DECOR

4 Design Tricks To Bring Loving Energy Into Your Home

written by Dana Claudat from *mindbodygreen*



Love is a force of life. It's often the inspiration for beautiful art, the motivation for many to rise to great heights, and the most incredible feeling in the world. Everyone I meet seems to bring new love into their lives and learn to love themselves more too. In the world of feng shui, love grows as the positive energy around you grows.

Here are a few ways you can create this energy in your own home to attract the love you deserve:

1. See love everywhere.

When you're in your home, your office, or wherever you spend the most time, what do you see? Do you see things you love? Do you love everything you see? Do you feel inspired by your space?

Surrounding yourself with things that make you feel incredible is such a fundamental part of creating a powerful connection to space, life, and love. So swap anything that doesn't inspire you for something that does, hunt for art that speaks to you, or simply toss any lingering clutter. Taking these small steps is a huge way to invite love into your space.

2. Practice love every day.

Set up a space that makes it easy for you to take care of yourself. Just about all the love experts, therapists, and healers I've met seem to agree that self-love is a key ingredient in all other kinds of love.

3. Create your own good vibrations.

It's not hard to create that good-vibe feeling of synergy in your home or office. Simple things like burning a beeswax candle or turning on a pink Himalayan salt lamp can add negative ions to your home that dial up the positive feelings in the air. Opening some windows, even for a few minutes, can keep freshness flowing. Aromatherapy room sprays and diffused oils like jasmine, lavender, and rose can enhance the open energy in the air. All of these things will leave you immersed in empowering feelings of love.

4. Make the space for more love to enter.

Clearing clutter, especially clutter that keeps you tethered to heartbreak and bad memories, will open the door to more love.

Let go of anything you've got stuffed away that makes you feel heavy. You don't have to throw out cherished memories, but the bad ones can find a new home someplace else. See how you interact with everything around you and decide to keep just the things in your space that feel right. Sync up with what makes you feel alive.

The more peaceful simplicity you can create around you, the more room you'll have in your home, and your life, to attract and share more love.

A NEW HUE

Pink Lavendar



Pantone's Colors of Spring 2018 (from New York Fashion Week)

Meadowlark

Cherry Tomato

Little Boy Blue

Chili Oil

Pink Lavendar

Blooming Dahlia

Arcadia

Ultraviolet

The whole point is to live life and be - to use all the colors in the crayon box.

-RuPaul

Cupid struck us with an arrow and we are in love! Pantone's Pink Lavendar is a great color to incorporate into your home this February.

Be ahead of the trend and stop by Paysage to pick out your Pink Lavendar items this February.

It's subtle yet eye-catching hue is perfect for any accent walls and accessories, pillows, and rugs.

You are sure to get compliments on everything!



Poncho - fur + wool
Colors: pink, cream and camel
\$225

ON THE HUNT

Luxe for Less

Living up your home doesn't have to be expensive!

Be surrounded in style with these affordable décor pieces.



Dress up your tables with this antique french-inspired napkin ring, \$10



Spread the love with these "You & Me" glasses, \$12



Did you know local art is 10% off until 02/14! Take this opportunity to pick from some amazing local pieces!

Frame your art and purchase this beautiful and classic frame from Paysage, \$25



GIGI'S KITCHEN

Crab Cakes



Ingredients

1 egg
 1 egg yolk
 4 1/2 t. heavy cream
 1 t. lemon juice
 1/2 t. dried cayenne powder
 1/2 t. dry mustard
 1/4 t. Worcestershire sauce
 1/4 t. pepper
 2 T. green onion, chopped
 2 T. parsley, chopped
 2 T. coarse cracker crumbs
 1 lb. jumbo lump crab meat
 Vegetable oil and spray
 1/4 c. fresh bread crumbs
 2 T. butter, melted
 Tartar Sauce

"One day when Will was a boy, we spent an afternoon crabbing with chicken necks off a pier in the Kiawah River in South Carolina. We were lucky that day and pulled in a big mess of crabs. We took those crabs home, steamed them, chilled them, picked them and then made these crab cakes and ate them, all in the same day. I felt pretty good about demonstrating for him where food starts and how it ends up on the plate. As to the crab cakes themselves, only one feature of crab cakes makes much difference and that's the crab. This recipe uses only jumbo lump crab meat, and adds only 2 T. of bread per pound of crab. It's also baked, which allows the uneven surface to brown and crisp."


Instructions

1. Beat egg and egg yolk. Add cream through parsley and, mix thoroughly. Gently but thoroughly fold in cracker crumbs and crab meat.
2. Cover baking sheet with aluminium foil, and grease with vegetable oil or spray. Using 1/3 c. measure, mold the crab into cakes and arrange on the baking sheet. The recipe should produce 8 to 9 cakes of this size.
3. Sprinkle all sides of the cakes with the bread crumbs. Brush the butter over each cake. Refrigerate for at least 30 minutes and up to several hours (covered) so the cakes will hold their shape.
4. Preheat oven to 475 degrees. Place the baking sheet with the crab cakes in the oven and bake for 10 minutes, or until browned.
5. Plate and serve with Tartar Sauce.

Enjoy!

BOOK OF THE MONTH


Been There Shot That



Been There Shot That: Interior Design peared Down is a book home design enthusiasts will love. It features 64 large color photographs that illustrate ideas of home function and design.

By offering a fun approach to decorating, readers are sure to enjoy this fun-loving and informational book.

Get your copy today at Paysage for \$25!



VENDOR SPOTLIGHT

LEE Industries

LEE
LOVES LOCAL

"You can't buy happiness but you can buy local and that's kind of the same thing."
- Unknown

LEE Industries has been around since 1969, working to partner and foster relationships with local communities. Their aim in this campaign is to promote the support of local business and give back to the companies who purchase their products.

As a local business, Paysage could not be more proud to be a part of the movement to grow local business!

This month, Paysage wants to highlight LEE Industries and its campaign:

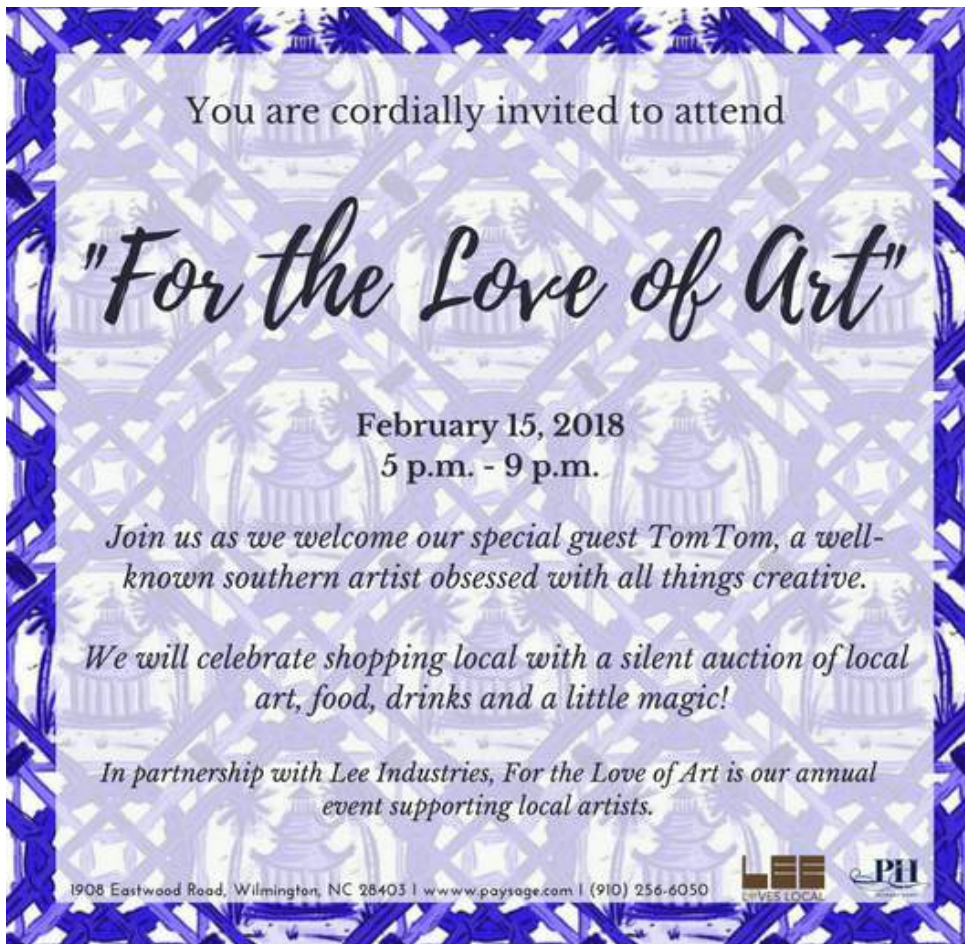
"LEE LOVES LOCAL."

LEE LOVES LOCAL is a campaign with the purpose of supporting local businesses.



EVENTS & HAPPENINGS

For the Love of Art



"We have built our business through our relationships and partnerships and our belief in supporting local. We are passionate about our retail partners and believe in the mission of supporting local communities."

- Lee Industries

This is our third annual For the Love of Art!

For the Love of Art is an event done in partnership with Lee Industries. The purpose of the event is to support local business and encourage people to shop local. This year we are hosting a silent auction with art from our local artists, food, drinks and even a little magic.

We will also be partnering with Welcome Home Angel, a non profit organization working towards bettering the lives of ill or injured children through redecorating their rooms and homes.

Check out the next page to read more about Welcome Home Angel!

SNEAK PEEK

Welcome Home Angel



Welcome Home Angel is a non-profit organization located in Wilmington, NC. It started about 10 years ago when founder, John Kaiser, wanted to make his dream a reality. Kaiser wanted to help families of children who were stricken with a devastating illness or have been in a debilitating accident.

According to the website: "Welcome Home Angel, Inc. has brought joy and comfort to over 35 children and their families within a 25-mile radius of Wilmington, NC, by renovating bedrooms, bathrooms, and other living spaces within the homes of chronically ill or injured children. Renovations allow for a safer, happier place in which these children can focus on healing, rather than their obstacles."

Check out this story from Welcome Home Angel

For the Love of Gabby



Gabby is a smart and engaging 8-year old girl. She is also a survivor of lymphoblastic leukemia. After recently completing 6 months of very intense chemotherapy, which caused her to lose her hair and take some time off from school, she is now in remission, completing 1 1/2 years of maintenance chemotherapy, which helps avoid or at least slow her cancer's return in the future. Welcome Home Angel, with the incredible help of the Ogden by the Sea women's circle at Pine Valley United Methodist Church, is completely changing Gabby's life, by giving Gabby a dream bedroom makeover. Replacing carpet, painting the walls, and installing all new furniture, Welcome Home Angel's goal is to provide both joy and relief to this special girl who has been through so much at such a young age. Once complete, Gabby will have an amazing custom-made bunk bed, so she can invite friends over for sleepovers. She'll have plenty of storage and comfy seating, so that she can fully enjoy all of the books she loves to read. She'll even have a nice new TV, for those nights when she has completed her homework and wants some entertainment. Welcome Home Angel's goal is to help 12-16 children like Gabby in 2018, providing aesthetic makeovers to their bedrooms, and sometimes major renovations to bathrooms and other living spaces. It is through the generosity of the entire Wilmington design community that Welcome Home Angel is able to provide such incredible spaces of comfort and joy to ill and injured children in our area.

DID YOU KNOW...?

Valentine's Day

Valentine's Day Contest!

Valentine's Day is the perfect day to show someone how much you care about them. These stories below share the story of Saint Valentine and how he spread love!

Once you read these two stories, go to our Facebook and choose which one you like best!

Story One

Valentine was a bishop in Rome. He got in trouble with Emperor Claudius II, allegedly over Claudius prohibition of marriage for young men. Claudius believed that single men made better soldiers because they were less distracted. So, therefore, Claudius made it illegal for them to get married.

Valentine defied the order and secretly officiated wedding ceremonies at his church.

When the Roman Ruler found out, he sentenced Valentine to death.

Valentine got tossed into prison where he fell in love with the jailer's daughter and wrote her a little love note on his way to his execution.

The note was signed.... "From your Valentine". This is where we get the popular signature from!

Story Two

Common belief in England and in France was that birds began to pair on February 14th.

For this reason, the day was dedicated to lovers and prompted the sending of letters, gifts or other signs of affection.

It was in 1861 that Richard Cadbury, the son of the the founder of Cadbury coca and chocolate, came up with the ingenious idea of packaging heart-shaped boxes of chocolate for Valentine's day.

It became an instant success and a tradition was born!

*But no matter which one you like, we wish you a
Happy Valentine's Day!*



@PaysageWilmington